

EXTERIOR STYLE GUIDES

PLUMAS COUNTY PRE-DESIGNED ADU PROGRAM



workbench

Style Features

1. METAL STANDING SEAM ROOF AND ZERO EAVES
2. HORIZONTAL LAP SIDING (WOOD OR FIBER CEMENT)
3. MULLED WINDOWS WITH LOW SILL HEIGHTS
4. FRONT DOOR WITH FULL GLAZING
5. MODERN EXTERIOR LIGHT FIXTURES
6. 8X8 NATURAL WOOD COLUMNS
7. MINIMAL TRIM AT WINDOWS AND DOORS
8. EXTERIOR DOOR AT LIVING AREA (NOT SHOWN)

SUMMIT

EXTERIOR STYLE GUIDE











SUMMIT









EXTERIOR STYLE GUIDE











WOODLAND SUMMIT

HORIZONTAL LAP SIDING Cedar, Clear Finish		
TRIM AND WINDOWS Benjamin Moore "Flint" Andersen 100 Series "Black"		
ROOFING AND FASCIA TRIM Standing Seam, Slate Gray		
PORCH CEILING Hardie "Weathered Cliffs"		
FRONT DOOR Benjamin Moore Onyx		
PORCH POSTS Cedar, Clear Finish		
EXTERIOR LIGHTING Galvanized Metal Porch Light		

MIDNIGHT SUMMIT

HORIZONTAL LAP SIDING Hardie Pre-Finished "Iron Gray"		
TRIM AND WINDOWS Benjamin Moore "Onyx" Andersen 100 Series "Black"		
ROOFING AND FASCIA TRIM Standing Seam, Charcoal		
PORCH CEILING Benjamin Moore "Flint"		
FRONT DOOR Natural Wood Finish		
PORCH POSTS Benjamin Moore "Onyx"		
EXTERIOR LIGHTING Brushed Bronze Porch Light		

COLOR POP SUMMIT

HORIZONTAL LAP SIDING Hardie Pre-Finished "Warm Gray"		
TRIM AND WINDOWS Benjamin Moore "Clay Beige" Andersen 100 Series "White"		
ROOFING AND FASCIA TRIM Standing Seam, Soft Red		
PORCH CEILING Benjamin Moore "Dash of Pepper"		
FRONT DOOR Wood, Medium-Warm Finish		
PORCH POSTS Benjamin Moore "Clay Beige"		
EXTERIOR LIGHTING Dark Metal Porch Light		

Style Features

- 1. COMPOSITION SHINGLE ROOF WITH TYPICAL EAVES
- 2. BOARD AND BATTEN SIDING
- 3. FARMHOUSE-STYLE WINDOW MULLIONS
- 4. FRONT DOOR WITH DIVIDED LIGHT GLAZING
- 5. EXTERIOR GOOSENECK BARN LIGHTS
- 6. 8X8 PAINTED WOOD COLUMNS
- 7. 4" TRIM AT WINDOWS AND DOORS

LAKESIDE
EXTERIOR STYLE GUIDE
















LAKESIDE




EXTERIOR STYLE GUIDE
















HERITAGE LAKESIDE

BOARD & BATTEN SIDING Hardie Pre-Finished "Chisled Green"		
TRIM AND WINDOWS Magnolia Home "Lemon Leaves" Andersen 100 Windows "Black"		
ROOFING AND EAVES Composition Shingle, Black Hardie "Eucalyptus Green"		
PORCH CEILING Hardie "Eucalyptus Green"		
FRONT DOOR Wood, Neutral Hickory Finish		
PORCH POSTS AND LINTEL Magnolia Home "Lemon Leaves"		
EXTERIOR LIGHTING Brushed Bronze Lantern		

STORYBOOK LAKESIDE

BOARD & BATTEN SIDING Behr "Weathered White"		
TRIM AND WINDOWS Behr "Whisper White" Andersen 100 Windows "White"		
ROOFING AND EAVES Composition Shingle, Warm Gray Behr "Whisper White"		
PORCH CEILING Behr "Whisper White"		
FRONT DOOR Behr "Urban Raincoat"		
PORCH POSTS AND LINTEL Cedar, Clear Finish		
EXTERIOR LIGHTING Galvanized Metal Barn Light		

MAINSAIL LAKESIDE

BOARD & BATTEN SIDING Sherwin Williams "Naval"		
TRIM AND WINDOWS Benjamin Moore "Simply White" Andersen 100 Windows "White"		
ROOFING AND EAVES Composition Shingle, Warm Brown Benjamin Moore "Distant Gray"		
PORCH CEILING Benjamin Moore Distant Gray"		
FRONT DOOR Benjamin Moore "Tropical Orange"		
PORCH POSTS AND LINTEL Benjamin Moore "Simply White"		
EXTERIOR LIGHTING Brushed Bronze Linear Sconce		

Style Features

1. COMPOSITION SHINGLE ROOF WITH 18" EAVES
2. LAP AND SHINGLE SIDING WITH BELLY BAND TRIM
3. CLASSIC DIVIDED LIGHT WINDOWS WITH ACCENT TRIM
4. FRONT DOOR WITH DIVIDED LIGHT GLAZING
5. CRAFTSMAN-INSPIRED EXTERIOR LIGHT FIXTURES
6. WRAPPED COLUMN WITH RAILING AT PORCH
7. DECORATIVE BRACKET AT GABLE END
8. CHARMING ROUND WINDOW (SELECT FLOORPLANS)

GOLD RUSH

EXTERIOR STYLE GUIDE



GOLD RUSH

















EXTERIOR STYLE GUIDE
















ROMANTIC GOLD RUSH

HORIZONTAL LAP SIDING Sherwin Williams "Coral Island"		
SHINGLE SIDING Sherwin Williams "Smoky Salmon"		
TRIM AND WINDOWS Sherwin Williams "Kind Green" Andersen E-Series "Canvas"		
ROOFING AND EAVES Dark Gray Composite Shingle Sherwin Williams "Netsuke"		
PORCH CEILING Sherwin Williams "Netsuke"		
FRONT DOOR Sherwin Williams "Kale Green"		
PORCH POSTS AND LINTEL Sherwin Williams "Whitetail"		
WRAPPED COLUMN BASE Sherwin Williams "Rojo Dust"		

RIVERSIDE GOLD RUSH

HORIZONTAL LAP SIDING PPG "Crystal Oasis"		
SHINGLE SIDING PPG "Cactus Blossom"		
TRIM AND WINDOWS Behr "Whisper White" Andersen 100 Windows "White"		
ROOFING AND EAVES Neutral Brown Composite Shingle Behr "Ivory Palace"		
PORCH CEILING Behr "New House White"		
FRONT DOOR Natural Wood, Light Neutral Stain		
PORCH POSTS AND LINTEL Behr "Whisper White"		
WRAPPED COLUMN BASE Benjamin Moore "Aegean Teal"		

SOPHISTICATED GOLD RUSH

HORIZONTAL LAP SIDING Benjamin Moore "Smoke Embers"		
SHINGLE SIDING Benjamin Moore "Bear Creek"		
TRIM AND WINDOWS Benjamin Moore "Simply White" Andersen 100 Windows "White"		
ROOFING AND EAVES Composite Shingle, Soft Taupe Benjamin Moore "Simply White"		
PORCH CEILING Benjamin Moore "Simply White"		
FRONT DOOR Sherwin Williams "Rural Green"		
PORCH POSTS AND LINTEL Benjamin Moore "Simply White"		
WRAPPED COLUMN BASE Benjamin Moore "Bear Creek"		



Style Features

1. METAL STANDING SEAM ROOF WITH SHALLOW EAVES
2. CORRUGATED METAL SIDING
3. ASYMMETRICAL WINDOW LAYOUT
4. FRONT DOOR WITH FULL GLAZING
5. LINEAR EXTERIOR LIGHT FIXTURES
6. PAINTED WOOD COLUMNS
7. MINIMAL TRIM AT WINDOWS AND DOORS
8. LAP SIDING AT COVERED PORCH

MEADOW

EXTERIOR STYLE GUIDE



MEADOW









EXTERIOR STYLE GUIDE












■ AGRARIAN MEADOW

CORRUGATED METAL SIDING Gavalume Finish		
HORIZONTAL LAP SIDING Cedar, Clear Finish		
WINDOWS Andersen E-Series "Bing Cherry"		
ROOFING AND FASCIA TRIM Standing Seam, Slate Gray		
PORCH CEILING Benjamin Moore "Distant Gray"		
FRONT DOOR Magnolia Home "Brave and Bold"		
PORCH POSTS Magnolia Home "Brave and Bold"		
EXTERIOR LIGHTING Galvanized Metal Sconce		

■ PATINA MEADOW

CORRUGATED METAL SIDING Manufacturer Finish, Dark Bronze		
HORIZONTAL LAP SIDING Sherwin Williams "Urbane Bronze"		
TRIM AND WINDOWS Andersen 100 Series "Black"		
ROOFING AND FASCIA TRIM Standing Seam, Charcoal Gray		
PORCH CEILING Sherwin Williams "Urbane Bronze"		
FRONT DOOR Behr "Carmelized Orange"		
PORCH POSTS Benajmin Moore "Onyx"		
EXTERIOR LIGHTING Brushed Bronze Linear Sconce		

■ MODERN MEADOW

CORRUGATED METAL SIDING Manufacturer Finish, Teal		
HORIZONTAL LAP SIDING Cedar, Medium-Warm Stain		
WINDOWS Andersen 100 Series "Black"		
ROOFING AND FASCIA TRIM Standing Seam Roof, Teal or Standing Seam Roof, Charcoal Gray		
PORCH CEILING Sherwin Williams "Marea Baja"		
FRONT DOOR Sherwin Williams "Turkish Teal"		
PORCH POSTS Cedar, Medium-Warm Stain		
EXTERIOR LIGHTING Black Modern Sconce		

