

# **Plumas County 2021 Wildfires Long-Term Recovery Plan**



**in collaboration with**



## **SUMMARY REPORT**

### **FEBRUARY/MARCH 2023 COMMUNITY MEETINGS & SURVEY DATA RESULTS**

*April 22, 2023*

# INTRODUCTION

In support of the 2021 Wildfires Long-Term Recovery Plan (LTRP) countywide process for the Dixie Fire and Beckwourth Complex Fire, Plumas County staff, in collaboration with the Dixie Fire Collaborative (DFC), hosted five community meetings during the months of February and March 2023, in addition to delivering a wildfire recovery informational briefing to the City of Portola City Council members and residents.

The objectives of the community meetings and informational briefing were to:

1. Introduce the efforts underway to develop a countywide LTRP
2. Communicate possible community recovery vision statements and values
3. Present wildfire recovery potential projects identified from community engagement during the DFC Phase 0 and Phase 1A processes and through the Plumas County Recovery Support Function (RSF) Working Groups, including Economic, Health & Social Services, Housing & Commercial Buildings, Infrastructure, and Natural & Cultural Resources
4. Inquire with the public “What do you want to see in long-term recovery?”
5. Ask “What’s Missing?”

This Summary Report is divided into the following three sections and documents the public participation and input including data analyses and findings from the community meetings and survey.

- A. General Findings
- B. Potential Wildfire Recovery Projects
- C. Community Survey Data Results

## A. GENERAL FINDINGS

### **ATTENDANCE AND SURVEY FEEDBACK**

---

Community meetings were held in Taylorsville, Greenville, Chester, Quincy, and Vinton (Table 1). Upon arrival, attendees were asked to fill out their contact information on a sign-in sheet for attendance and to request if they’d like to be added to the recovery plan e-mail list. Attendees were provided with an agenda packet including a community survey and vision, project, and comment cards to offer wildfire recovery thoughts and feedback.

Over 200 total people attended the five community meetings. 64 surveys were completed during the community meetings, representing roughly a 31% completion rate of the total community meetings attendees. An additional 44 surveys were completed and collected after the community meetings for a total of 108 completed surveys.

The information delivered at the community meetings was also posted online at the Plumas County 2021 Wildfires Recovery webpage (<https://plumascounty.us/2964>) for ease in viewing for those who wanted to provide input and keep informed but could not attend a community meeting.

**Table 1: Community Meeting Attendance and Collected Survey Counts**

Meeting Locations	Meeting Date	Sign in Sheet Count <sup>1</sup>	Head Count <sup>1,2</sup>	Collected Surveys	Vision Cards	Project Cards	Comment Cards
Taylorsville	2/17/2023	34	60	27	2	1	2
Greenville	2/18/2023	30	87	30	2	2	0
Chester	2/21/2023	19	27	4	0	1	2
Quincy	2/23/2023	13	22	3	1	0	0
Vinton	3/21/2023	9	11	0	0	0	1
<b>Meetings Subtotal</b>		<b>105</b>	<b>207</b>	<b>64</b>	<b>5</b>	<b>4</b>	<b>5</b>
Online Surveys/Cards Collected				35	1	1	0
Mail-In Surveys/Cards Collected				3	1	1	1
In-Person Drop Off Surveys/Cards Collected				3	0	0	1
Emailed Surveys/Cards Collected				4	0	0	0
<b>Surveys Subtotal</b>				<b>45</b>	<b>2</b>	<b>2</b>	<b>2</b>
<b>GRAND TOTAL</b>		<b>105</b>	<b>207</b>	<b>109</b>	<b>7</b>	<b>6</b>	<b>7</b>

<sup>1</sup> Both the sign-in sheet count and head count may include Plumas County and/or RSF Working Group leadership.

<sup>2</sup> A physical head count was conducted to gain additional insight into attendance in case people did not sign in.

## VALUES

The community workshops and other community engagement work led by the DFC through Phase 0 and Phase 1A generated input on recovery values. Based on Phase 0 and Phase 1A Summary Reports, 19 values were identified and included in the community workshop information and community survey. Survey participants were asked to select their top 5 values and the results are shown in Table 2.

**Table 2: Value Counts**

Value	Total	% of Surveys Completed	Taylorsville	Greenville	Chester	Quincy	Vinton	Online/ Mail-In/ In-Person/ Emailed
Support small business	65	60.2%	19	15	3	2	1	25
Sustainable development	54	50.0%	16	10	2	2	0	24
Sustainability	47	43.5%	12	16	3	1	0	15
Recreation & fun	46	42.6%	16	8	1	1	0	20
Increase resiliency	44	40.7%	9	14	1	1	0	19
Energy independence	40	37.0%	11	12	0	3	0	14
Maidu culture	40	37.0%	12	9	2	0	0	13
Nature	40	37.0%	10	13	2	2	0	17
Employ youth	37	34.3%	14	8	2	1	0	12
Support historic places & local landmarks	28	25.9%	7	10	1	1	0	9
Cultural heritage	27	25.0%	8	9	0	0	0	10
Equity & inclusion	25	23.1%	6	6	1	0	0	12

PLUMAS COUNTY  
2021 WILDFIRES LONG-TERM RECOVERY PLAN

Value	Total	% of Surveys Completed	Taylorville	Greenville	Chester	Quincy	Vinton	Online/ Mail-In/ In-Person/ Emailed
Provide art & cultural spaces	23	21.3%	12	5	0	1	0	5
Health <sup>1</sup>	21	19.4%	7	4	0	0	0	2
Collaborate with others	20	18.5%	4	6	0	0	0	9
Cooperation & sharing	20	18.5%	14	3	2	0	0	10
Social & cultural inclusion	20	18.5%	5	8	0	0	0	7
Independence	17	15.7%	5	5	0	2	0	5
Legacy	15	13.9%	5	4	0	2	0	4

<sup>1</sup>“Health” was inadvertently omitted from the online survey as an option. Based on community meeting survey results, “Health” was not a Top 5 value; however, many community survey respondents identified ongoing unmet physical and behavioral health needs.

The top five values according to community input include:

1. Support small business
2. Sustainable development
3. Sustainability
4. Recreation & fun
5. Increase resiliency

Support small business had the highest vote count, which confirms the recovery need since Plumas County lost an estimated 1,611 net jobs and 68 businesses from the 2021 wildfires.<sup>1</sup> The next four values represent the community’s desire to become more self-reliant and improve quality of life.

Additionally, community workshop attendees were asked to submit their own values they thought were important, which are identified below around major recovery themes:

- Environmental Resiliency
  - Increase forest resiliency
  - Community protection
  - Replant
  - USFS/PNF involvement
- Economic Development
  - Economic sustainability
  - Tourism
  - Jobs
- Community Quality of Life
  - Provide art & cultural spaces
  - Education
  - Food security
  - Immediate rental housing development
  - Equity & elderly inclusion
  - Better communication

---

<sup>1</sup> Dun & Bradstreet

## VISION STATEMENT

---

The development of a LTRP Vision Statement will describe, clarify, and guide Plumas County’s wildfire recovery process and implementation. Several example Vision Statements (Table 3) were developed to help community workshop participants think about wildfire recovery aspirations and inspirations based on the RSF wildfire recovery framework and known recovery needs.

**Table 3: Example Vision Statements**

We will protect, preserve, conserve, rehabilitate, recover, and restore the natural environment and cultural resources for generations to come.
We will rebuild our communities and inspire inclusive housing types and commercial mixed-use options.
We will prioritize education, social well-being, public health, and environmental stewardship, with a focus on youth empowerment and increased sports and recreational opportunities.
We will create new opportunities for residents in business innovation and the arts by supporting economic development and enhancing commercial and cultural spaces.
We will strive for independence, sustainability, and resilience in all aspects, including energy, water, and food systems.
We will empower small businesses and develop diverse economic opportunities for all through shared, cooperative community-driven efforts.
We will cultivate a community that is equitable, socially sensitive, and culturally inclusive to honor and preserve the legacy and heritage of the Maidu.
We will restore and rethink infrastructure system improvements to support the viability of rebuilding.

The two example Vision Statements that received the most community support include:

- ✓ We will protect, preserve, conserve, rehabilitate, recover, and restore the natural environment and cultural resources for generations to come.
- ✓ We will rebuild our communities and inspire inclusive housing types and commercial mixed-use options.

It's worth noting the highest voted Vision Statement was about restoring the natural environment, while the second highest voted on Vision Statement was about restoring the built environment.

Additionally, some community meeting participants submitted their own Vision Statements, including:

- We will create new opportunities for residents in business innovation and the arts by supporting economic development and enhancing commercial and cultural spaces.
- I envision a time when our community is re-settled and “quality of life” is renewed. That the anger and frustration is replaced with peace and community. Amazing people have come forward in this effort. A future with more prosperity than pre fire but maintain affordable living.
- All public lands will adapt a QLG [Quincy Library Group] prescription or similar County will explore (toward adoption) of a series of ordinances to mitigate junk at properties and excess tree cover as a fire hazard.
- We will develop robust, long-term, community-led, public-policy strategies to promote equitable and accessible economic opportunities; we retain, empower, encourage, and enable the next generation of entrepreneurs and leaders in the community to take active roles; we identify and pursue resources to rebuild our socioecological communities for a resilient and thrive-able future.
- Remember the Past. Don't forget all towns.
- Look to the future, remember the past.
- Indian Valley to work as one.
- I envision all community members being able to influence the direction the community is headed in and where funding is spent. I envision the Greenville recovery being led by local, generational people who may or may not affiliate themselves with the Dixie Fire Collaborative. I envision less control from outside agencies, the DFC, and County employees living outside of Indian Valley.

## **DFC PHASE 0 AND PHASE 1A PROJECT IDEAS**

The long-term recovery planning process started in early 2022 by the DFC with Phase 0 visioning and continued into Phase 1A work in June 2022 by LMNOP Design, SERA Architects, OpenSpace Studios, and Tactileworx, along with students from the California College of the Arts (CCA).

Potential project ideas were identified through community engagement under Phase 0 and Phase 1A input, and many were highlighted as potential recovery projects as part of the RSF Working Group meetings. With that said, a handful of Phase 0 and Phase 1A identified potential project ideas were not mentioned during the RSF Working Group meetings. Those ideas (Table 4) were offered to the community meeting participants to see if any garnered additional community support to move forward.

**Table 4: Phase 0 and Phase 1A Potential Project Ideas**

<b>Project Idea</b>	<b>Total Votes</b>
Connection of native plants and medicinal qualities	4
Biomass Energy + Blackwater Treatment	1
Public Art	1
Water Distribution + Collection (Warner Valley)	1
Brewery	0
Campground Maintenance and Use	0
Community Garden	0
Food Liaison to connect with the public and local, state, and federal agencies to educate on requirements and codes	0
Geothermal Capacity Feasibility Study	0
Local management of Federal lands/ small sales on US Forest Service land	0
Map of local food products, gardens, and ranches	0
Post-Fire Management Protection Zone	0
Tourism Rental Center	0

Additional ideas from input during the community meetings were:

- Farmers market
- Food fairs, any annual fair
- Winery




Based on public input, the top-ranking projects ideas or portions of these projects can be incorporated into one or more appropriate and relevant potential projects identified by the RSF Working Groups.

## B. POTENTIAL WILDFIRE RECOVERY PROJECTS

In late summer 2022, Plumas County kicked-off the long-term wildfire recovery planning process under the Federal/State Disaster Recovery Framework Recovery Support Function (RSF) structure. Based on this RSF structure, five Working Groups (Economic, Health & Social Services, Housing & Commercial Buildings, Infrastructure, and Natural & Cultural Resources) were formed and met over the course of several months, culminating in each RSF Working Group identifying and submitting potential recovery projects, which were presented to the public at the February/March 2023 community meetings. The result was 54 potential recovery projects across all five RSFs with a breakdown below.



During the community meetings, attendees were invited to learn more about the potential wildfire recovery projects and provide input, as follows:

- ✓ preferred projects (up to 12 color dots) 
- ✓ a single project they liked the most (up to one star) 
- ✓ single project they did not want to see move forward (up to one X dot) 

All color dots, stars, and X dots were counted from each of the community meetings and the online input received (Table 5). A total of 1,123 dots were used.

RSFs	Number of Potential Projects	RSF Dot Subtotal	RSF Percentage
Economic	13	276	25%
Health & Social Services	6	153	13%
Housing & Commercial Buildings	16	275	25%
Infrastructure	7	179	16%
Natural & Cultural Resources	12	241	21%
<b>GRAND TOTAL</b>	<b>54</b>	<b>1,124</b>	<b>100%</b>



The Economic RSF and Housing & Commercial Buildings RSF were the two highest recovery areas. Overall, the dots were relatively distributed consistently amongst the RSFs, which represents a communitywide understanding that effective whole community recovery includes planning and coordinating all areas to better meet the community’s long-term recovery needs.

**Table 5: Community Input on Potential Wildfire Recovery Projects**

Potential Project (54)	Project Dot Subtotal	Taylorsville	Greenville	Chester	Quincy	Vinton	Online/ Mail/ In-Person
Indian Valley Community Services District Water and Sewer Projects	46	18	15	5	5	0	3
Broadband Improvements	45	8	18	7	6	2	4
Construction Trades Workforce Training Program	43	13	12	8	6	2	2
Greenville Safety Center (Sheriff’s Substation, IVCS Fire & PDH Ambulance)	38	10	15	4	4	1	4
General Business & Marketplace Cooperative	37	16	13	4	1	2	1
Biomass Product Innovation	36	6	12	8	7	1	2
Wolf Creek Trail System	35	16	15	2	1	0	1
Commercial Meat Processing Feasibility Study	34	21	7	2	3	1	0
Residential Workforce Housing	32	10	9	7	4		2
Microgrids	32	11	14	6	0	0	1
Maker Space & Sales Venue	31	6	16	7	2	0	0
Commercial Motel / RV Park Seasonal Recreation	30	9	12	4	4	1	0
Sacred Waters of Greenville Thermal Wellness Center	29	11	15	2	1	0	0
Residential Codes and Standards	29	15	3	8	1	0	2
Connected Communities Project	27	7	12	3	1	1	3

PLUMAS COUNTY  
2021 WILDFIRES LONG-TERM RECOVERY PLAN

Potential Project (54)	Project Dot Subtotal	Taylorsville	Greenville	Chester	Quincy	Vinton	Online/ Mail/ In-Person
Greenville Library	27	7	17	2	0	0	1
Greenville Downtown Design Guidelines	27	4	18	1	2	0	2
Plumas Emergency Forest Restoration Team (EFRT)	27	5	9	6	4	2	1
Tribal Integration & Needs	27	7	16	1	2	0	1
Greenville Town Hall	26	6	18	0	1	0	1
Wood Fiber Growing Media Feasibility Study	26	5	13	6	1	1	0
Greenville Wellness Center	25	13	6	1	2	1	2
Greenville Cy Hall Memorial Museum	23	9	14	0	0	0	0
Greenville Community Resilience Center	21	10	5	3	2	0	1
Habitat and Watershed Restoration	20	4	7	4	3	0	2
Community Kitchen & Food Processing	19	5	10	3	1	0	0
Mountain Modular Home Plant	19	5	4	3	6	1	0
Home Hardening Retrofit Program	18	2	5	5	3	1	2
Greenville Cemetery District Irrigation System & Secondary Fire Flow Protection for Greenville	18	9	6	1	1	0	1
Building Rural Economies with Rural Communities Assistance Corporation	17	7	5	3	0	0	2
Discover the Lost Sierra Economic Development Initiative	17	5	7	1	1	1	2
Telemedicine Restoration & Expansion	16	2	2	7	3	1	1

PLUMAS COUNTY  
2021 WILDFIRES LONG-TERM RECOVERY PLAN

Potential Project (54)	Project Dot Subtotal	Taylorsville	Greenville	Chester	Quincy	Vinton	Online/ Mail/ In-Person
Greenville Commercial & Mixed Use Development	16	7	8	0	1	0	0
Electric Vehicle (EV) Charging Stations	16	4	5	5	1	0	1
Chester Town Plaza	15	2	2	10	1	0	0
Indian Valley Disaster Resiliency Academy	15	1	13	0	1	0	0
Volunteer Organization Home Rebuilds	15	1	8	3	1	1	1
Greenville Pavement Repairs	14	7	4	0	2	0	1
Complete & Retain “The Spot”	13	5	5	0	3	0	0
Residential Subsidized Housing	13	5	2	3	2	0	1
Post Fire Watershed Assessment	13	2	5	4	1	0	1
Assessment of Post Fire Wildlife Movement	12	4	4	1	3	0	0
[RE]Building Permit Resource Center	10	3	2	3	1	0	1
Planning & Zoning	10	4	1	1	2	0	2
Housing Market Study & Affordable Housing Needs Assessment (Countywide)	9	5	2	0	0	0	2
Owner Occupied Housing Rehabilitation and Reconstruction Program (OOR) & OOR Mitigation Set-Aside	9	5	1	0	1	0	2
Hillside Project Learning Living Laboratory	9	1	8	0	0	0	0
Assistance for Owners Addressing Property Boundaries	8	5	1	0	1	0	1
Large Animal Evacuation, Shelter Volunteers, Equipment & Training	8	2	3	3	0	0	0

PLUMAS COUNTY  
2021 WILDFIRES LONG-TERM RECOVERY PLAN

Potential Project (54)	Project Dot Subtotal	Taylorsville	Greenville	Chester	Quincy	Vinton	Online/ Mail/ In-Person
Multifamily Housing Program (MHP) & MHP Mitigation Set-Aside	6	1	1	1	2	0	1
Watershed Restoration Coordination Council	5	1	0	1	1	1	2
Commercial + Residential [RE]Building Boot Camp	4	0	2	1	0	0	1
Small Developers [RE]Building Boot Camp	4	0	1	0	1	0	2
Plumas-Sierra-Lassen Chamber Coalition	3	0	2	1	0	0	0
<b>TOTAL</b>	<b>1,124</b>	<b>347</b>	<b>430</b>	<b>161</b>	<b>103</b>	<b>21</b>	<b>63</b>

The top 10 projects that received the most dots include:

1. Indian Valley Community Services District Water and Sewer Projects
2. Broadband Improvements
3. Construction Trades Workforce Training Program
4. Greenville Safety Center (Sheriff’s Substation, IVCSD Fire & PDH Ambulance)
5. General Business & Marketplace Cooperative
6. Biomass Product Innovation
7. Wolf Creek Trail System
8. Commercial Meat Processing Feasibility Study
9. Residential Workforce Housing
10. Microgrids

Overall, the two projects that received the most dots were projects to restore and improve infrastructure—Indian Valley Community Services District Water and Sewer Projects and Broadband Improvements. Three of the Top 10 projects are Economic RSF projects, which are proposed to encourage small business development and develop new industries. It’s also worth noting that the two Housing & Commercial Buildings RSF projects on the Top 10 list are related and speak to 1) training construction trades to 2) deliver the much-needed residential workforce housing supply.

## ECONOMIC POTENTIAL RECOVERY PROJECTS

**Table 5: Economic RSF Potential Recovery Projects**

Potential Project (13)	Project Dot Subtotal	Taylorsville	Greenville	Chester	Quincy	Vinton	Online/ Mail/ In-Person
General Business & Marketplace Cooperative	37	16	13	4	1	2	1
Commercial Meat Processing Feasibility Study	34	21	7	2	3	1	0
Maker Space & Sales Venue	31	6	16	7	2	0	0
Sacred Waters of Greenville Thermal Wellness Center	29	11	15	2	1	0	0
Connected Communities Project	27	7	12	3	1	1	3
Community Kitchen & Food Processing	19	5	10	3	1	0	0
Mountain Modular Home Plant	19	5	4	3	6	1	0
Building Rural Economies with Rural Communities Assistance Corporation	17	7	5	3	0	0	2
Discover the Lost Sierra Economic Development Initiative	17	5	7	1	1	1	2
Chester Town Plaza	15	2	2	10	1	0	0
Indian Valley Disaster Resiliency Academy	15	1	13	0	1	0	0
Complete & Retain “The Spot”	13	5	5	0	3	0	0
Plumas-Sierra-Lassen Chamber Coalition	3	0	2	1	0	0	0
<b>TOTAL</b>	<b>276</b>	<b>91</b>	<b>111</b>	<b>39</b>	<b>21</b>	<b>6</b>	<b>8</b>

*Note: Please see Economic Community Survey Data Results, Questions 12-14, for additional community feedback.*

The five projects (Table 6) that received the most votes include:

1. General Business & Marketplace Cooperative
2. Commercial Meat Processing Feasibility Study
3. Maker Space & Sales Venue
4. Sacred Waters of Greenville Thermal Wellness Center
5. Connected Communities Project

Two projects with community support—General Business & Marketplace Cooperative and Maker Space & Sales Venue—offer opportunities and spaces for small businesses to operate and entrepreneurs to create and craft their potential wares. Another two liked projects—Commercial Meat Processing Feasibility Study and Sacred Waters of Greenville Thermal Wellness Center—can be considered as large-scale catalyst projects that can create jobs and spur development and economic revitalization.

Conversely, three projects—Building Rural Economies with Rural Communities Assistance Corporation, Discover the Lost Sierra Economic Development Initiative, and Plumas-Sierra-Lassen Chamber Coalition—were among the bottom vote getters. These projects promote behind-the-scenes economic development support and perhaps don't attract as much public attention than brick-and-mortar projects.

It's worth noting that the project Complete & Retain "The Spot" received the second lowest vote total and the most X dot votes (7) from the community input of all Economic RSF projects.

Additional projects proposed by community meeting attendees include:

- Sawmill
- Concrete batch plant
- Greenville Hardware Store
- Greenville Pharmacy
- Entertainment places for young adults in Chester (i.e., Bike Park, Skate Park, Bowling Alley, Go-Kart)
- Small business workshops

Additional poster comments include:

- Green projects (e.g., biomass co-gen & composting)
- Attract work from home residents with amenities such as bike trails and coffee shops
- Community compost area, community aquaponics hydroponics use & sell produce
- Maidu ecotourism
- More festivals, more music
- Utilize wood products partner with industry to invest in future jobs & products
- Functioning fiber optic service for remote workers

## HEALTH & SOCIAL SERVICES POTENTIAL RECOVERY PROJECTS

**Table 6: Health & Social Services RSF Potential Recovery Projects**

Potential Project (6)	Project Dot Subtotal	Taylorsville	Greenville	Chester	Quincy	Vinton	Online/ Mail/ In-Person
Greenville Safety Center (Sheriff’s Substation, IVCS D Fire & PDH Ambulance)	38	10	15	4	4	1	4
Greenville Library	27	7	17	2	0	0	1
Greenville Town Hall	26	6	18	0	1	0	1
Greenville Wellness Center	25	13	6	1	2	1	2
Greenville Community Resilience Center	21	10	5	3	2	0	1
Telemedicine Restoration & Expansion	16	2	2	7	3	1	1
<b>TOTAL</b>	<b>153</b>	<b>48</b>	<b>63</b>	<b>17</b>	<b>12</b>	<b>3</b>	<b>10</b>

*Note: Please see Health & Social Services Community Survey Data Results, Questions 15-17, for additional community feedback.*

The Greenville Safety Center (Sheriff’s Substation, IVCS D Fire & PDH Ambulance) received the most votes (Table 7). Returning public safety services to Greenville is a top priority for the community, and specifically Greenville residents. The Greenville Safety Center project also received 4 stars stickers, the highest among HSS RSF projects.

Four projects—Greenville Library, Greenville Town Hall, Greenville Wellness Center, and Greenville Community Resilience Center—received at least 20 votes each, and there were at least five individual comments suggesting incorporating these facilities and uses into one building or structure.

Telemedicine Restoration & Expansion received the fewest votes. No community had more votes for this project than Chester, which may be due to Chester’s geographic location in proximity to Quincy where County public health, behavioral, and social services offices are located. It’s worth noting that there were only two comment responses to the Community Survey’s HSS Section related to any current or potential use of telemedicine as a health care option. Similarly, 62% of survey respondents stated they were not satisfied with their internet access, which may indicate that few people considered their limited internet capabilities to be a barrier to telemedicine access. Many respondents also stated there was a big demand for in-person specialized care, which could only be found outside Plumas County in either Chico, Reno, or Sacramento.

Additional projects proposed include:

- Free/low-cost legal clinic

Additional poster comments include:

- Mental and behavioral health were issues pre-Dixie [Fire] & needed more than ever countywide post-fire
- Drop “resilience”
- County-wide “staffed” behavioral health
- Health center collab
- IP & OP services (In-patient & outpatient)
- In-patient and out-patient services
- Indian Valley shuttle, restore Greenville clinic for everyday access
- GV Safety Center -> fear of crime infiltrating town, safety important key to residents’ feeling of protection
- Maidu Rancheria = Greenville hospital
- Town hall -> bringing community together
- Indian Valley shuttle [service], restore Greenville clinic for everyday access
- Similarities: town hall and resilience center (hard to differentiate, can go hand in hand)
- What wasn’t working? Fire substation and town hall combination



**HOUSING & COMMERCIAL BUILDINGS POTENTIAL RECOVERY PROJECTS**

**Table 7: Housing & Commercial Buildings RSF Potential Recovery Projects**

<b>Potential Project (16)</b>	<b>Project Dot Subtotal</b>	<b>Taylorsville</b>	<b>Greenville</b>	<b>Chester</b>	<b>Quincy</b>	<b>Vinton</b>	<b>Online/ Mail/ In-Person</b>
Construction Trades Workforce Training Program	43	13	12	8	6	2	2
Residential Workforce Housing	32	10	9	7	4		2
Commercial Motel / RV Park Seasonal Recreation	30	9	12	4	4	1	0
Residential Codes and Standards	29	15	3	8	1	0	2
Greenville Downtown Design Guidelines	27	4	18	1	2	0	2
Home Hardening Retrofit Program	18	2	5	5	3	1	2
Greenville Commercial & Mixed Use Development	16	7	8	0	1	0	0
Volunteer Organization Home Rebuilds	15	1	8	3	1	1	1
Residential Subsidized Housing	13	5	2	3	2	0	1
[RE]Building Permit Resource Center	10	3	2	3	1	0	1
Planning & Zoning	10	4	1	1	2	0	2
Housing Market Study & Affordable Housing Needs Assessment (Countywide)	9	5	2	0	0	0	2
Owner Occupied Housing Rehabilitation and Reconstruction Program (OOR) & OOR Mitigation Set-Aside	9	5	1	0	1	0	2
Multifamily Housing Program (MHP) & MHP Mitigation Set-Aside	6	1	1	1	2	0	1

PLUMAS COUNTY  
2021 WILDFIRES LONG-TERM RECOVERY PLAN

Potential Project (16)	Project Dot Subtotal	Taylorsville	Greenville	Chester	Quincy	Vinton	Online/Mail/In-Person
Commercial + Residential [RE]Building Boot Camp	4	0	2	1	0	0	1
Small Developers [RE]Building Boot Camp	4	0	1	0	1	0	2
<b>TOTAL</b>	<b>275</b>	<b>84</b>	<b>87</b>	<b>45</b>	<b>31</b>	<b>5</b>	<b>23</b>

*Note: Please see Housing & Commercial Buildings Community Survey Data Results, Questions 5-9, for additional community feedback.*

The top 5 Housing & Commercial Buildings (Table 8) vote getters were:

1. Construction Trades Workforce Training Program
2. Residential Workforce Housing
3. Commercial Motel / RV Park Seasonal Recreation
4. Residential Codes and Standards
5. Greenville Downtown Design Guidelines

The Construction Trades Workforce Training Program received the most votes, which indicates County residents understand the need for additional housing, but also want local residents to be employed in those related construction jobs.

The high number of votes for Residential Workforce Housing is also indicative of the need to provide housing for both in-County and out-of-County workers who may still struggle to find affordable housing. Similarly, the second highest number of dots for Commercial Motel / RV Park Seasonal Recreation indicates interest in rebuilding seasonal housing that was destroyed, as well as support for recreational tourists who want to visit the County.

High vote counts for Residential Codes and Standards and Greenville Downtown Design Guidelines indicate the desire to strengthen building codes, reduce red tape to expedite housing permitting, and promote design recommendations for a rebuilding the Downtown Greenville area.

Additional poster comments include:

- Chester needs to embrace multifamily project(s)—looking at innovative models to provide equity options for renters to home purchase
- Multigeneration neighborhood developments
- 2 to 3-bedroom homes for families
- Accessory dwelling units/yrurts
- Pet-friendly

- All county offices should be green building & improving, in theory to reduce future cost to consumer
- Bring back RV park, no commercial motel
- Building w/ more fire safe materials like mass timber
- AQWQ residence/assisted living ideas
- Taylorsville Co-op selling locally produced goods (Taylorsville)
- Red tape mitigation program
- We need infrastructure in Indian Valley to sustain and support transitional housing
- An RV Park owned, managed by Greenville perhaps adjacent to park & trail system
- Better maintained subsidized housing units
- Use of fire safe materials in construction (e.g., mass timber), integrated fire mitigation

## INFRASTRUCTURE POTENTIAL RECOVERY PROJECTS

**Table 8: Infrastructure RSF Potential Recovery Projects**

Potential Project (7)	Project Dot Subtotal	Taylorsville	Greenville	Chester	Quincy	Vinton	Online/ Mail/ In-Person
Indian Valley Community Services District Water and Sewer Projects	45.5	17.5	15	5	5	0	3
Broadband Improvements	45	8	18	7	6	2	4
Microgrids	32	11	14	6	0	0	1
Greenville Cemetery District Irrigation System & Secondary Fire Flow Protection for Greenville	18	9	6	1	1	0	1
Electric Vehicle (EV) Charging Stations	16	4	5	5	1	0	1
Greenville Pavement Repairs	13.5	6.5	4	0	2	0	1
Assistance for Owners Addressing Property Boundaries	8	5	1	0	1	0	1
<b>TOTAL</b>	<b>178</b>	<b>61</b>	<b>63</b>	<b>24</b>	<b>16</b>	<b>2</b>	<b>12</b>

*Note: Please see Infrastructure Community Survey Data Results, Questions 10-11, for additional community feedback.*

The highest Infrastructure project (Table 9) vote getters were:

1. Indian Valley Community Services District Water and Sewer Projects
2. Broadband Improvements
3. Microgrids

Many community residents understand the important connection between infrastructure and housing, that is, the development of housing cannot occur without reliable water and wastewater services, especially in the heavily impacted Indian Valley Community Services District boundaries.

Broadband Improvements are an understandably important project for both the quality of life of current residents and future economic growth. 62% of survey respondents stated they were unsatisfied with their internet access. One specific public comment was the desire for “Broadband options other than Frontier [Communications].” Similarly, only 49% of survey respondents stated some degree of satisfaction with their cell service.

Microgrids are also an important project for County residents as they look to satisfy an alternate and independent means of a state law requirement for solar panels on new homes, reduce their reliance on the electrical grid, and limit disruptions in future blackout and brown incidents (i.e., Public Safety Power Shutoffs).

Additional poster comments include:

- H<sub>2</sub>O systems, including pipes, need major update especially after fire
- Biomass boiler for [Downtown Greenville] business & community heating
- Leverage rail
- Microgrids broadband & EV -> adapting to future
- Funds for engineering grants
- Homeowners support—no support/programs on damaged wells
- A plan to keep the state from charging well usage
- No support/programs for damaged wells
- Bus service around the valley
- Municipal parking in Greenville to serve downtown businesses suitable for vehicles w/ trailers, campers, etc.
- Town Green/Town plaza
- Youth employment programs build workforce for the future
- Consider retrofit of Greenville cemetery water supply to include small hydro generator

**NATURAL & CULTURAL RESOURCES POTENTIAL RECOVERY PROJECTS**

**Table 9: Natural & Cultural Resources RSF Potential Recovery Projects**

Potential Project (12)	Project Dot Subtotal	Taylorsville	Greenville	Chester	Quincy	Vinton	Online/ Mail/ In-Person
Biomass Product Innovation	36	6	12	8	7	1	2
Wolf Creek Trail System	35	16	15	2	1	0	1
Plumas Emergency Forest Restoration Team (EFRT)	27	5	9	6	4	2	1
Tribal Integration & Needs	27	7	16	1	2	0	1
Wood Fiber Growing Media Feasibility Study	26	5	13	6	1	1	0
Greenville Cy Hall Memorial Museum	23	9	14	0	0	0	0
Habitat and Watershed Restoration	20	4	7	4	3	0	2
Post Fire Watershed Assessment	13	2	5	4	1	0	1
Assessment of Post Fire Wildlife Movement	12	4	4	1	3	0	0
Hillside Project Learning Living Laboratory	9	1	8	0	0	0	0
Large Animal Evacuation, Shelter Volunteers, Equipment & Training	8	2	3	3	0	0	0
Watershed Restoration Coordination Council	5	1	0	1	1	1	2
<b>TOTAL</b>	<b>241</b>	<b>62</b>	<b>106</b>	<b>36</b>	<b>23</b>	<b>4</b>	<b>10</b>

*Note: Please see Natural & Cultural Resources Community Survey Data Results, Questions 18-19, for additional community feedback.*

The highest Natural & Cultural Resources project vote getters (Table 10) include:

1. Biomass Product Innovation
2. Wolf Creek Trail System
3. Plumas Emergency Forest Restoration Team (EFRT)
4. Tribal Integration & Needs
5. Wood Fiber Growing Media Feasibility Study
6. Greenville Cy Hall Memorial Museum

Biomass Product Innovation and Wood Fiber Growing Media Feasibility Study had two of the five highest vote totals, which indicate that residents want to take advantage of all the fallen timber and create sustaining economic industries in the County while also integrating improved forest management practices. One community infrastructure asset is the railroad, and it may be more feasible to locate in communities near rail such as Crescent Mills or the City of Portola.

Wolf Creek Trail System received the second most dots.

Tribal Integration & Needs received the fourth most preference, and this project included components such as increasing housing and restoring Greenville Rancheria health services.

It's worth noting that Phase 0 and Phase 1A potential project idea Biomass Energy + Blackwater Treatment received one dot vote and could be potentially incorporated into the potential project Biomass Product Innovation. Also, Phase 0 and Phase 1A potential project idea Connection of native plants and medicinal qualities could be incorporated in any of the restoration projects.

Greenville Cy Hall Memorial Museum received the sixth most dots. The museum helped tell the story of Greenville's place in California history and rebuilding it would help community recovery, noting support of historic places & local landmarks as a value received 28 votes.

Additional projects proposed by meeting attendees include:

- A hike/walk path parallel to 89, Crescent Mills to Greenville
- Vehicle Access to Greenville Park from Hwy 89
- Performing Arts Center
- Parks and green spaces
- Native American Cultural Center/Museum

Additional poster comments include:

- What are the connections & impacts to the Feather Rivers Nat. Monument proposal by Friends of Plumas Wilderness on the LTRP?
- Protect viewsheds
- Development and implementation of community fire protection plans
- Request U.S. Forest Service to harvest and replant
- Plant more sycamores
- Genesee Valley forest clean up
- County food safety
- Solar program
- Learning center for fire recovery and rural development long term
- Biomass coordination w/ other areas (e.g., agriculture)

## C. COMMUNITY SURVEY DATA RESULTS

### GENERAL (OPTIONAL)

#### 1. Age:

Community	Subtotal	Under 18	18-34	35-50	51-64	65+
Taylorsville	27	0	4	11	4	8
Greenville	29	0	2	4	7	16
Chester	4	0	0	0	1	3
Quincy	3	0	0	1	1	1
Vinton	0	0	0	0	0	0
Online Survey	35	1	4	12	14	4
Mail Survey	2	0	1	0	0	1
In-Person/ Email Survey	7	0	2	0	2	3
<b>TOTAL</b>	<b>107</b>	<b>1</b>	<b>13</b>	<b>28</b>	<b>29</b>	<b>36</b>
	<b>Percentage</b>	<b>1%</b>	<b>12%</b>	<b>26%</b>	<b>27%</b>	<b>34%</b>

#### 2. Household size:

Community	Subtotal	1 person	2 people	3 people	4 people	5+ people
Taylorsville	26	6	10	1	5	4
Greenville	29	7	19	2	0	1
Chester	4	1	3	0	0	0
Quincy	3	1	0	0	1	1
Vinton	0	0	0	0	0	0
Online Survey	35	4	18	5	6	2
Mail Survey	2	0	1	1	0	0
In-Person/ Email Survey	7	1	6	0	0	0
<b>TOTAL</b>	<b>106</b>	<b>20</b>	<b>57</b>	<b>9</b>	<b>12</b>	<b>8</b>
	<b>Percentage</b>	<b>19%</b>	<b>54%</b>	<b>8%</b>	<b>11%</b>	<b>8%</b>

#### 3. Personal income:

Community	Subtotal	<\$30,000	\$31,000-\$45,000	\$46,000-\$69,000	over \$70,000
Taylorsville	23	9	2	4	8
Greenville	25	4	8	6	7
Chester	3	2	0	0	1
Quincy	3	0	1	1	1
Vinton	0	0	0	0	0



Community	Subtotal	<\$30,000	\$31,000-\$45,000	\$46,000-\$69,000	over \$70,000
Online Survey	33	9	8	6	10
Mail Survey	2	1	0	0	1
In-Person/ Email Survey	7	0	0	2	5
<b>TOTAL</b>	<b>96</b>	<b>25</b>	<b>19</b>	<b>19</b>	<b>33</b>
	<b>Percentage</b>	<b>26%</b>	<b>20%</b>	<b>20%</b>	<b>34%</b>

**4. Household income:**

Community	Subtotal	<\$40,000	\$41,000-\$65,000	\$66,000-\$98,000	over \$99,000
Taylorsville	27	7	5	2	10
Greenville	30	6	3	8	8
Chester	4	1	0	1	1
Quincy	3	0	1	0	2
Vinton	0	0	0	0	0
Online Survey	34	10	2	8	14
Mail Survey	2	0	1	0	1
In-Person/ Email Survey	6	0	1	3	2
<b>TOTAL</b>	<b>97</b>	<b>24</b>	<b>13</b>	<b>22</b>	<b>38</b>
	<b>Percentage</b>	<b>25%</b>	<b>13%</b>	<b>23%</b>	<b>39%</b>

**HOUSING & COMMERCIAL BUILDINGS**

**5. Plumas County residency:**

- 94% of 106 respondents who answered this question were full-time residents
- 2% were part-time, seasonal residents, or 2<sup>nd</sup> homeowners

**6. If a disaster/evacuation occurs, do you have a safe place to go?**

Community	Subtotal	Yes	No	Unsure
Taylorsville	7	18	2	5
Greenville	6	26	0	4
Chester	1	2	1	0
Quincy	0	2	0	1
Vinton	0	0	0	0
Online Survey	32	24	1	7
Mail Survey	2	1	0	1
In-Person/Email Survey	7	4	0	3
<b>TOTAL</b>	<b>102</b>	<b>77</b>	<b>4</b>	<b>21</b>
	<b>Percentage</b>	<b>75%</b>	<b>4%</b>	<b>21%</b>

**7. Do you rent or own?**

<b>Community</b>	<b>Subtotal</b>	<b>Own</b>	<b>Rent</b>
Taylorsville	27	23	4
Greenville	28	24	4
Chester	4	4	0
Quincy	3	3	0
Vinton	0	0	0
Online Survey	33	24	9
Mail Survey	2	1	1
In-Person/Email Survey	7	5	2
<b>TOTAL</b>	<b>104</b>	<b>84</b>	<b>20</b>
	<b>Percentage</b>	<b>81%</b>	<b>19%</b>

**8. As applicable, will your insurance/PG&E settlement be sufficient to restore to pre-fire condition? If no, estimated shortfall?**

<b>Community</b>	<b>Subtotal</b>	<b>Yes</b>	<b>No</b>	<b>Uninsured</b>	<b>N/A</b>
Taylorsville	24	10	2	0	6
Greenville	27	12	8	3	11
Chester	3	2	0	0	1
Quincy	3	1	1	0	2
Vinton	0	0	0	0	0
Online Survey	32	4	5	1	22
Mail Survey	1	0	0	0	1
In-Person/Email Survey	7	3	1	0	3
<b>TOTAL</b>	<b>97</b>	<b>32</b>	<b>15</b>	<b>4</b>	<b>46</b>
	<b>Percentage</b>	<b>33%</b>	<b>16%</b>	<b>4%</b>	<b>47%</b>

Out of 13 shortfall responses, 7 were “unknown” and 6 ranged between \$5,000 and \$10,000,000.

**9. Which of the following housing types would you find attractive for living in long-term? (Up to 3)**

<b>Housing Type</b>	<b>Sub-total</b>	<b>Taylorsville</b>	<b>Greenville</b>	<b>Chester</b>	<b>Quincy</b>	<b>Vinton</b>	<b>Online Survey</b>	<b>Mail Survey</b>	<b>In-Person/Email Survey</b>
Single-Family Home	81	22	19	4	2	0	25	2	7
Multistory Single-Family Home	29	8	6	1		0	11	1	2
Accessory Dwelling Unit and Guest House (1,200 sq. ft. or less)	22	12	3	0	2	0	3	1	1
Tiny Home (400 sq. ft. or less)	14	5	2	0	2	0	5	0	0

Housing Type	Sub-total	Taylorville	Greenville	Chester	Quincy	Vinton	Online Survey	Mail Survey	In-Person/Email Survey
Duplex, Triplex, Fourplex	13	5	4	1	0	0	3	0	0
Manufactured Home	11	4	1	2	0	0	3	0	1
Apartment Above Commercial Space (Mixed Use)	9	1	4	0	0	0	2	2	0
Condominium/Town house	7	2	0	0	0	0	5	0	0
Apartment Complex	6	1	3	0	1	0	1	0	0
Onsite assisted living or social services	5	4	0	1	0	0	0	0	0
Mobile Home in a Park	3	1	0	0	0	0	2	0	0

The top three housing types were:

1. Single-Family Home: 75% of survey results
2. Multistory Single-Family Home: 27%
3. Accessory Dwelling Unit and Guest House (1,200 sq. ft. or less): 20%

Note: A community member suggested a yurt, which received 1 vote.

## INFRASTRUCTURE

### 10. Are you satisfied with your access to internet service? If no, why?

Community	Subtotal	Yes	No
Taylorville	27	8	19
Greenville	29	7	22
Chester	4	1	3
Quincy	3	3	0
Vinton	0	0	0
Online Survey	33	18	15
Mail Survey	1	0	1
In-Person/Email Survey	7	2	5
<b>TOTAL</b>	<b>104</b>	<b>39</b>	<b>66</b>
	<b>Percentage</b>	<b>37%</b>	<b>63%</b>

For those who responded with no, the most common responses to why not were:

- Could be better
- Inconsistent
- Poor connection
- Slow
- Spotty
- Unreliable
- Weather impacts to satellite-based service

**11. Are you satisfied with your access to cell phone service? If no, why?**

Community	Subtotal	Yes	Yes & No	No
Taylorsville	27	12	1	14
Greenville	29	12	1	16
Chester	4	2	0	2
Quincy	3	3	0	0
Vinton	0	0	0	0
Online Survey	33	16	0	15
Mail Survey	1	1	0	0
In-Person/Email Survey	7	5	0	2
<b>TOTAL</b>	<b>104</b>	<b>51</b>	<b>2</b>	<b>51</b>
	<b>Percentage</b>	<b>49%</b>	<b>2%</b>	<b>49%</b>

For those who responded with no, the most common responses to why not were:

- Could be better
- Inconsistent
- Not dependable
- Poor connections/Calls drop all the time/Weak signal
- Spotty
- Unreliable

**ECONOMIC**

---

**12. Did you have to change jobs as a result of the Dixie Fire or Beckwourth Complex Fire?**

Response	Sub-total	Taylorsville	Greenville	Chester	Quincy	Vinton	Online Survey	Mail Survey	In-Person/Email Survey
Yes	2	1	1	0	0	0	0	0	0
Makes: About the Same	6	2	1	0	0	0	2	0	1
Makes: Less	9	3	3	0	0	0	2	1	0
Makes: More	1	1	0	0	0	0	0	0	0
<b>Yes (Subtotal)</b>	<b>18</b>	<b>7</b>	<b>5</b>	<b>0</b>	<b>0</b>	<b>0</b>	<b>4</b>	<b>1</b>	<b>1</b>
No	50	11	8	1	3	0	23	1	3
Reason: Retired	25	5	12	3	0	0	2	0	3
Reason: Other	5	1	1	0	0	0	3	0	0
<b>No (Subtotal)</b>	<b>80</b>	<b>17</b>	<b>21</b>	<b>4</b>	<b>3</b>	<b>0</b>	<b>27</b>	<b>1</b>	<b>6</b>
<b>TOTAL</b>	<b>98</b>	<b>24</b>	<b>26</b>	<b>4</b>	<b>3</b>	<b>0</b>	<b>32</b>	<b>2</b>	<b>7</b>

Results:

- 18% of respondents changed jobs
- 82% did not, including over a quarter percentage of people who are retired

**13. Do you/family member need workforce training/education to advance your career or change careers? If yes, area of training desired?**

Community	Subtotal	Yes	No	Maybe	N/A
Taylorsville	25	5	19	1	0
Greenville	28	0	24	4	0
Chester	3	0	3	0	0
Quincy	3	0	3	0	0
Vinton	0	0	0	0	0
Online Survey	32	4	21	4	3
Mail Survey	2	0	1	1	0
In-Person/Email Survey	7	2	3	2	0
<b>TOTAL</b>	<b>100</b>	<b>11</b>	<b>74</b>	<b>12</b>	<b>3</b>
	<b>Percentage</b>	<b>11%</b>	<b>74%</b>	<b>12%</b>	<b>3%</b>

Responses to area of desired training, include:

- Adult education & business (book work) management is always a plus
- Civil/Environmental Engineering, Construction Management, Project Management, Skilled Trades Enterprise Management, Public Administration, Business Administration
- College, 4-year
- Gourmet mushroom growing
- Grant writing, rural planning
- Medical/healthcare/nursing/physical therapy or occupational therapy
- Trades and/or natural resources

**14. What barriers have prevented/or would prevent you from participating in workforce training/education?**

Barrer	Subtotal	Taylorsville	Greenville	Chester	Quincy	Vinton	Online Survey	Mail Survey	In-Person/Email Survey
Work hours	9	5	1	0	0	0	1	0	2
Childcare	7	4	1	0	0	0	2	0	0
Family obligations	7	1	2	0	0	0	3	1	0
Out of school too long	4	1	0	0	0	0	1	0	2
N/A	16		7	0	1	0	6	1	1
Other	13	3	5	1	0	0	3	0	1
<b>TOTAL</b>	<b>56</b>	<b>14</b>	<b>16</b>	<b>1</b>	<b>1</b>	<b>0</b>	<b>16</b>	<b>2</b>	<b>6</b>

Percentages of total:

1. Work hours: 16%
2. Childcare: 13%
3. Family obligations: 13%
4. Out of school too long: 7%
5. N/A: 29%

Common responses to “Other” (23%) include:

- Disability
- Not offered in Plumas County
- Single parent
- Time and money/cost

## HEALTH & SOCIAL SERVICES

---

### 15. Are your health care needs being met locally?

#### Physical Health (including dental)

Community	Subtotal	Yes	Yes & No	No
Taylorsville	26	8	2	16
Greenville	30	12	5	13
Chester	4	2	0	2
Quincy	3	3	0	0
Vinton	0	0	0	0
Online Survey	31	16	0	15
Mail Survey	2	1	0	1
In-Person/Email Survey	7	2	1	4
<b>TOTAL</b>	<b>103</b>	<b>44</b>	<b>8</b>	<b>51</b>
	<b>Percentage</b>	<b>43%</b>	<b>8%</b>	<b>49%</b>

Common follow-up responses to “No,” include:

- Local appointment availability
- Insufficient services, need to travel out of the area
- Lack of trust
- Lack of specialists

#### Mental Health

Community	Subtotal	Yes	No	Other	N/A
Taylorsville	19	6	11	1	1
Greenville	21	10	10	0	1
Chester	2	0	2	0	0
Quincy	2	1	0	0	1

Community	Subtotal	Yes	No	Other	N/A
Vinton	0	0	0	0	0
Online Survey	28	9	17	0	2
Mail Survey	2	0	1	0	1
In-Person/Email Survey	7	0	6	0	1
<b>TOTAL</b>	<b>81</b>	<b>26</b>	<b>47</b>	<b>1</b>	<b>7</b>
	<b>Percentage</b>	<b>32%</b>	<b>58%</b>	<b>1%</b>	<b>9%</b>

Common follow-up responses to “No,” include:

- Cost, providers may not take insurance
- Lack of access
- Not enough providers, especially for youth

**16. Do you and/or your family have adequate transportation to access health care needs?**

Community	Subtotal	Yes	Yes & No	No
Taylorsville	27	24	0	3
Greenville	29	27	0	2
Chester	4	4	0	0
Quincy	3	3	0	0
Vinton	0	0	0	0
Online Survey	31	28	1	2
Mail Survey	2	2	0	0
In-Person/Email Survey	7	5	0	2
<b>TOTAL</b>	<b>103</b>	<b>93</b>	<b>1</b>	<b>9</b>
	<b>Percentage</b>	<b>90%</b>	<b>1%</b>	<b>9%</b>

Common follow-up responses to “No,” include:

- Cost
- Lack of public transportation
- Need to travel out of the area
- Winter travel is difficult

**17. Has wildfire recovery increased your need for Health and Social Services?**

Community	Subtotal	Yes	No	N/A
Taylorsville	24	11	13	0
Greenville	29	9	20	0
Chester	3	1	1	1
Quincy	3	11	3	0
Vinton	0	0	0	0
Online Survey	30	7	23	0
Mail Survey	2	1	1	0
In-Person/Email Survey	7	4	3	0
<b>TOTAL</b>	<b>98</b>	<b>33</b>	<b>64</b>	<b>1</b>
	<b>Percentage</b>	<b>34%</b>	<b>65%</b>	<b>1%</b>

**Follow-up: If answered “Yes,” are these needs being adequately addressed?**

Community	Subtotal	Yes	No	N/A
Taylorsville	13	6	6	1
Greenville	5	2	3	0
Chester	2	1	0	1
Quincy	0	0	0	0
Vinton	0	0	0	0
Online Survey	8	4	3	1
Mail Survey	1	0	1	0
In-Person/Email Survey	4	2	2	0
<b>TOTAL</b>	<b>33</b>	<b>15</b>	<b>15</b>	<b>3</b>
	<b>Percentage</b>	<b>46%</b>	<b>46%</b>	<b>8%</b>

Common unmet needs for those who responded “No,” include:

- I don’t know where to go
- Lack of adequate resources and support
- Lack of school resources for students
- Weather-related impacts to access/travel
- Work hours

**NATURAL & CULTURAL RESOURCES**

---

**18. Which of the following public spaces do you think are most important in wildfire recovery?**

Public Space	Total	Taylorsville	Greenville	Chester	Quincy	Vinton	Online Survey	Mail Survey	In-Person/Email Survey
Community Center	87	25	29	4	0	0	22	1	6
Senior Center	51	12	14	1	0	0	18	1	5
Community Garden	36	8	10	1	0	0	13	2	2
Learning Center	35	11	8	1	0	0	12	0	3
Athletic Fields	31	14	6	1	0	0	9	1	0
Museum	29	11	9	1	0	0	7	0	1
Public Art	24	4	6	0	0	0	12	0	2



Results, percentage of 107 completed surveys:

1. Community Center: 81%
2. Senior Center: 47%
3. Community Garden: 33%
4. Learning Center: 32%
5. Athletic Fields: 29%
6. Museum: 27%
7. Public Art: 22%

The most common “Other” write-in responses, include:

- Health Center
- Park (including trails and other athletic field-related recreational activities)
- Performing Arts Center
- Town Plaza

### **19. What should the focus be for addressing wildfire impacts to the natural environment?**

Common responses include:

- Clean-up of burnt trees
- Erosion control/soils stabilization
- Fuels reduction/forest thinning
- Planning/coordinating with local entities
- Reforestation (Native species)
- Restoration (Forest, Watersheds)
- Establish bio-mass facilities
- Provide green waste center for unusable woody material

### **20. Please identify the values you would like to see guide wildfire recovery planning and projects.**

*Please see Values section (Page 3).*

### **21. Final thoughts or suggestions?**

General non-project-specific responses include:

- Small business loans (workshops).
- Keep small town feel buildings.
- We need to find more year around businesses wanting to be in our community.
- Annex developed in cooperation with PDH utilizing old hospital building or transfer of ownership to the DFC.
- Better access and availability to information being collected. Share the results of surveys. Share what’s actually being said.
- Who is buying lots/houses in Greenville? Is there a monopoly with regards to ownership?
- The SPOT looks terrible. This is what people see when they first come to town.
- Don’t lose sight on the next wildfire. It’s coming in 2030-2035.

- Entire Board of Supervisors for the county should resign due to their failed leadership in many different ways.
- County reach out to burned out businesses - what do they need to return? Support small businesses that are the economic heart of Plumas County.
- Greenville needs efforts to attract and sustain businesses, and support rebuild of businesses lost to wildfire. This also applies to Canyon Dam.
- Have “free” dumpsters for those willing to clear their yards & homes of excess everything-cars, trash, brush, trees, etc.
- We must become a Firewise community.
- Of the forests burned in Genesee, my farm burned, my business burned. There was no cleanup. There was no attention or money going to Genesee, Indian Falls, Canyon Dam, etc.
- I would like to see more resources in place for Taylorville. Greenville will take years and \$\$\$\$. Develop already existing Taylorville.
- Inability to get fire insurance or high insurance rates make it hard to buy and sell homes. Having programs or ways to improve hard hardening or defensible space for homes and neighborhoods would be valuable.
- Keep the historic feel of Greenville downtown. Plan for economic development. Focus on affordable housing.
- Large scale seasonal thinning and under burning properly supported with both ground and air crews unencumbered by special interest groups. Gestalt view of forest sustainability and habitat over long term regeneration.
- One suggestion I have that may help get this survey and future surveys to more people, which hopefully will get more people’s opinions, is sending these surveys out by email.
- Performing art center maybe corner of Main and Wolf Creek property.
- Take this as an opportunity to create a new progressive inclusive journey for this beautiful scenery that has been nearly destroyed.
- Thank you for putting this workshop together so people can make their input.
- Thanks for doing this. It’s a long road ahead. Events like this are beneficial and will yield positive results. Keep it up!
- The most critical needs are (1) affordable housing (2) jobs.
- We have labor shortages and federal policy that prevents us from doing the work we need to do.
- We need industry. Food production. Health soils + people.
- We need to be able to bring back young families to the community.
- We really need a cohesive community to give you a feeling oof that we need a community center and a town green.
- Nature/recreation is the biggest draw in my mind – connected trails project – bicycle races, fishing, hunting, snow, lake, etc. This is why someone from out of the area would want to come to Greenville – so they come – where do they stay? Eat? Can’t support tourism if they can’t stay here. Help promote Hot Spring project – Greenville, contact KD Ken Donnell. Provides a draw & lodging – put \$\$\$ into local campground improvements.