

RESOLUTION NUMBER 17- 8293

A RESOLUTION ENCOURAGING THE STATE DEPARTMENT OF HEALTH CARE SERVICES (DHCS) TO ALLOW PLUMAS COUNTY TO LEAVE THE REGIONAL EXPANSION MODEL AND AUTHORIZING STAFF TO WORK WITH OTHER REGIONAL EXPANSION MODEL COUNTIES TO JOIN PARTNERSHIP AS SOON AS POSSIBLE

WHEREAS, California has been transitioning the Medi-Cal program from fee for service payment plans to managed care plans since the early 1970s; and

WHEREAS, Medi-Cal Managed Care was expanded to Plumas and 28 other rural California counties in 2013; and

WHEREAS, California also expanded Medi-Cal eligibility requirements under the Affordable Care Act in 2013 which increased the number of Medi-Cal beneficiaries in Plumas County; and

WHEREAS, the State assigned Plumas County to the Regional Expansion Model with Anthem Blue Cross and California Health and Wellness as providers; and

WHEREAS, after several years of experience, there is nearly universal discontent with the Regional Expansion Model by both clients and health care providers; and

WHEREAS, some of the other approved state plans have demonstrated better capacity to meet the needs of rural counties; and

WHEREAS, the initial 5-year contracts with Anthem Blue Cross and California Health and Wellness are due to expire in 2018 and Plumas County should make an informed decision regarding its contract with a managed care plan.

NOW, THEREFORE, BE IT RESOLVED that the Plumas County Board of Supervisors hereby:

1. Urges the California Department of Health Care Services to find a resolution to its contract dispute with Anthem Blue Cross allowing Plumas County to leave the Regional Expansion Model in 2018; and
2. Strongly encourages the California Department of Health Care Services to allow Plumas County to join the County Organized Health System (COHS) called Partnership; and


3. Endorses the County joining Partnership and requests assistance from Partnership to facilitate the process; and
4. Authorizes County staff to work with other Regional Expansion Model counties to join Partnership as soon as possible; and
5. Authorizes County staff to explore developing a COHS for the Regional Expansion Model counties if joining Partnership isn't possible.

PASSED AND ADOPTED, The foregoing resolution was duly passed and adopted by the Board of Supervisors of the County of Plumas, State of California, at a regular meeting of the Board held on the 7th day of November, 2017, by the following vote:

AYES: SUPERVISORS ENGEL, THRALL, SANCHEZ, SIMPSON


NOES: NONE

ABSENT: SUPERVISOR GOSS



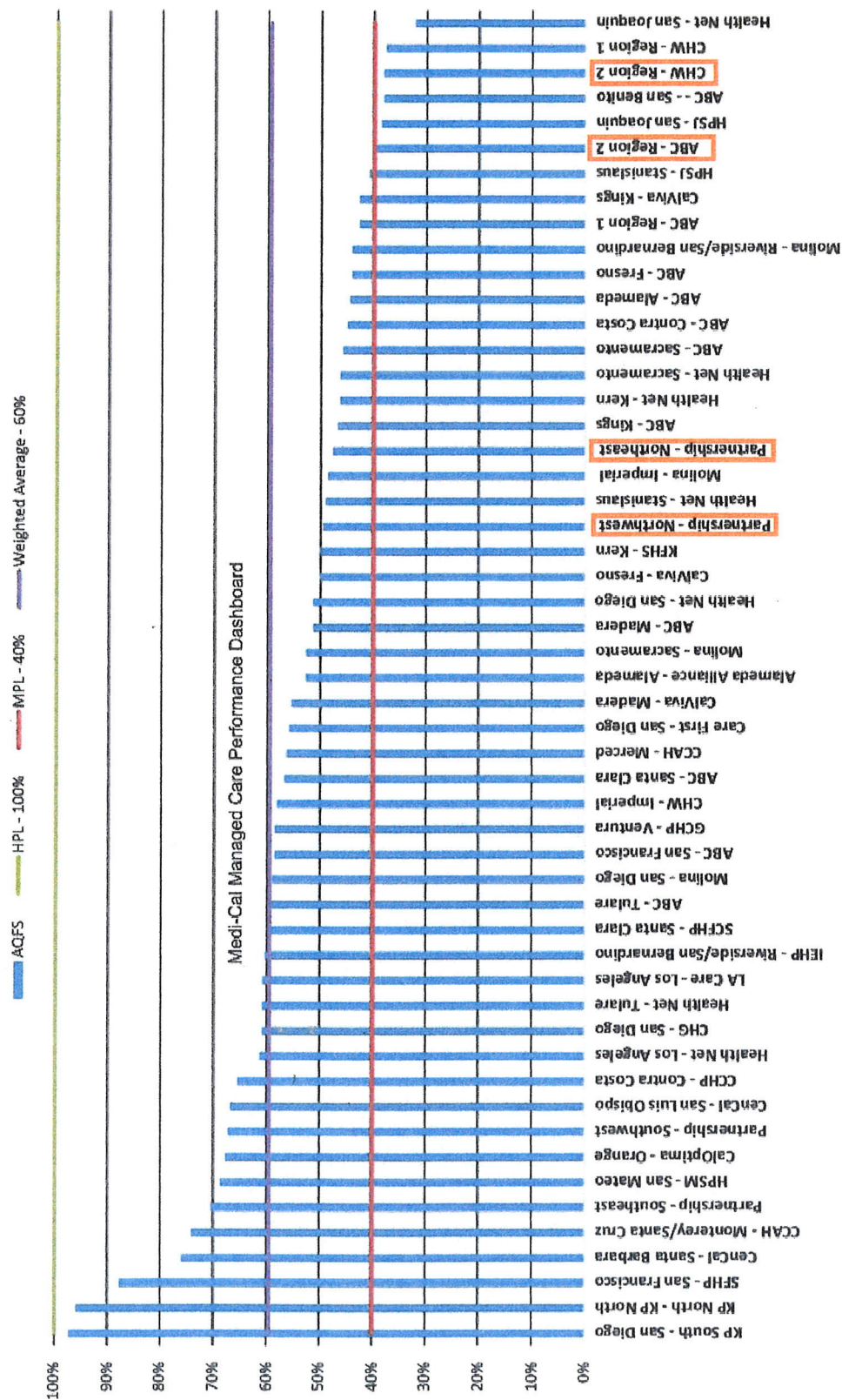
Chair, Board of Supervisors

ATTEST:


Clerk of the Board of Supervisors

ATTACHMENT 1

11-1: 2016 HEDIS Aggregated Quality Factor Score (AQFS)



Note: The Aggregated Quality Factor Score (AQFS) is a single score that accounts for plan performance on all DHCS-selected Health Effectiveness Data and Information Set (HEDIS) indicators. It is a composite rate calculated as percent of the National High Performance Level (HPL). The High Performance Level is 100%. The Minimum Performance Level is 40%. The State Average is 60%.

2

Bill Totals Summary Download

Paid Date Range : 7/1/2016 - 9/22/2017

Primary Financial Class Values: 15-Medical Mgd Care

Patient Class Values: All

Total Managed Care Payments With IGT	48%
---	------------

ATTACHMENT 3

Seneca Healthcare District
 Dates of Service 7/1/16 - 6/30/17
 Paid Dates 7/1/16 - 9/27/17
 Primary Financial Classes: Managed Medi-Cal

Service Type	Statistic	Total Charges	Insurance Receipts	Payment to Charge Ratio	Medicare Interim Rates Eff 6.21.17	Payments Based on Medicare Cost	
Anthem Blue Cross							
Inpatient	1	19,073	3,322	17%	3,229	3,229	
Swing	0	-	-		3,179	-	
Outpatient	153	137,113	18,210	13%	45%	61,701	
Observation	4	90,438	3,246	4%	45%	40,697	
Outpatient Surgery	10	139,805	6,275	4%	45%	62,912	
Emergency Room	141	304,804	23,041	8%	45%	137,162	
Lake Almanor Clinic	418	87,162	61,907	71%	45%	39,223	
Physical Therapy	5	3,281	473	14%	45%	1,476	
Total	732	781,676	116,472	15%		346,400	
California Health & Wellness							
Inpatient	7	200,078	42,571	21%	3,229	22,603	
Swing	1	26,147	1,400	5%	3,179	3,179	
Outpatient	440	323,739	31,667	10%	45%	145,683	
Observation	11	147,695	6,678	5%	45%	66,463	
Outpatient Surgery	15	166,024	6,800	4%	45%	74,711	
Emergency Room	322	594,793	52,034	9%	45%	267,657	
Lake Almanor Clinic	1188	245,287	186,229	76%	45%	110,379	
Physical Therapy	8	3,895	1,142	29%	45%	1,753	
Total	1992	1,707,659	328,521	19%		692,427	
Partnership Health Plan							
Inpatient	3	174,598	31,510	18%	3,229	9,687	
Swing	0				3,179	-	
Outpatient	72	34,433	3,194	9%	45%	15,495	
Observation	4	78,344	3,655	5%	45%	35,255	
Outpatient Surgery	4	88,585	4,202	5%	45%	39,863	
Emergency Room	241	475,808	40,676	9%	45%	214,114	
Lake Almanor Clinic	82	17,973	12,202	68%	45%	8,088	
Physical Therapy	0				45%	-	
Total	406	869,740	95,438	11%		322,501	
Grand Total							
		3,359,075	540,432	16%		1,361,328	41%